



Dynamic Engineers Inc.

2550 Gray Falls Dr., Suite#128, Houston, TX, 77077 USA
TEL: 1-281-870-8822 EMAIL:Sales@DynamicEng.com

H7 LC+) \$9 HN!&\$A <n!5 !J

High Stability Extended Temperature TCXO

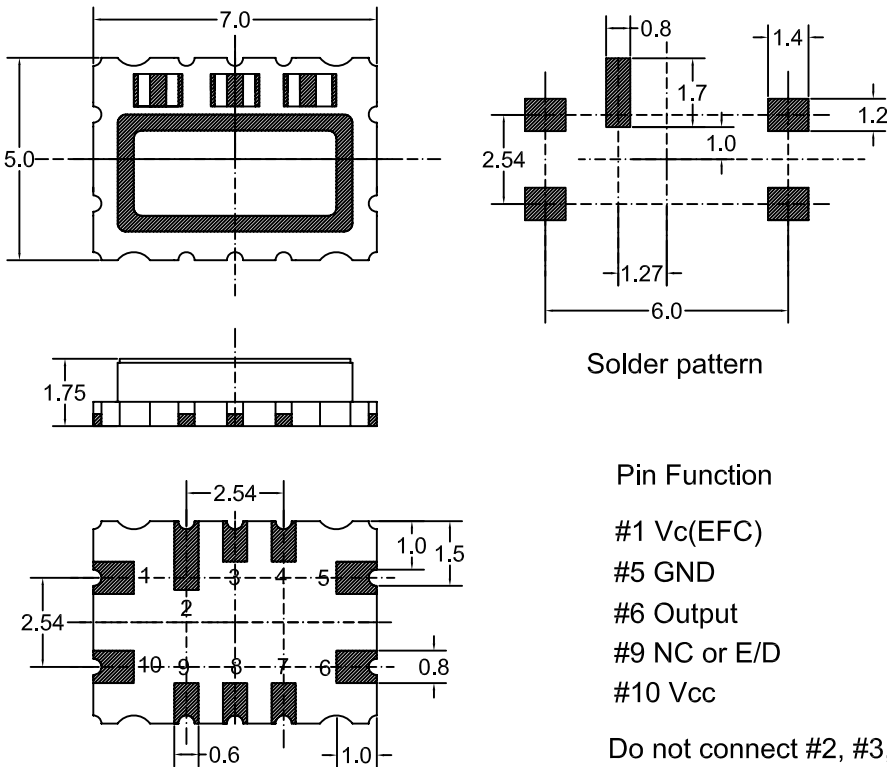
Features and Benefits

- Better than ± 0.8 ppm from -55°C to $+85^{\circ}\text{C}$
- 3.3V supply; 3mA maximum
- Less than -140dBc/Hz @ 1KHz offset

Typical Applications

- Harsh Environment where extended temperature is required
- Mobile Radio
- Communication Equipment

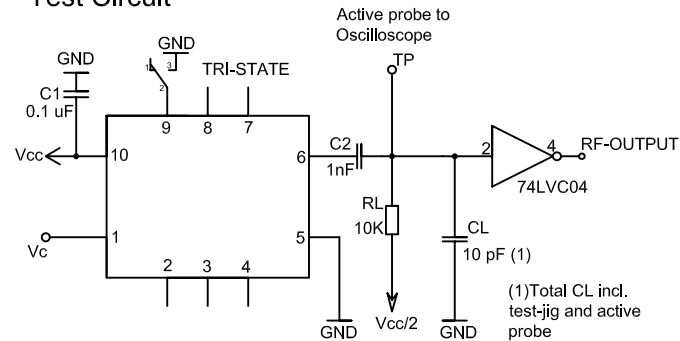
Mechanical Drawing & Pin Connections



Unit: mm
1mm=0.0394inch

Drawing No:MD150075-3

Test Circuit



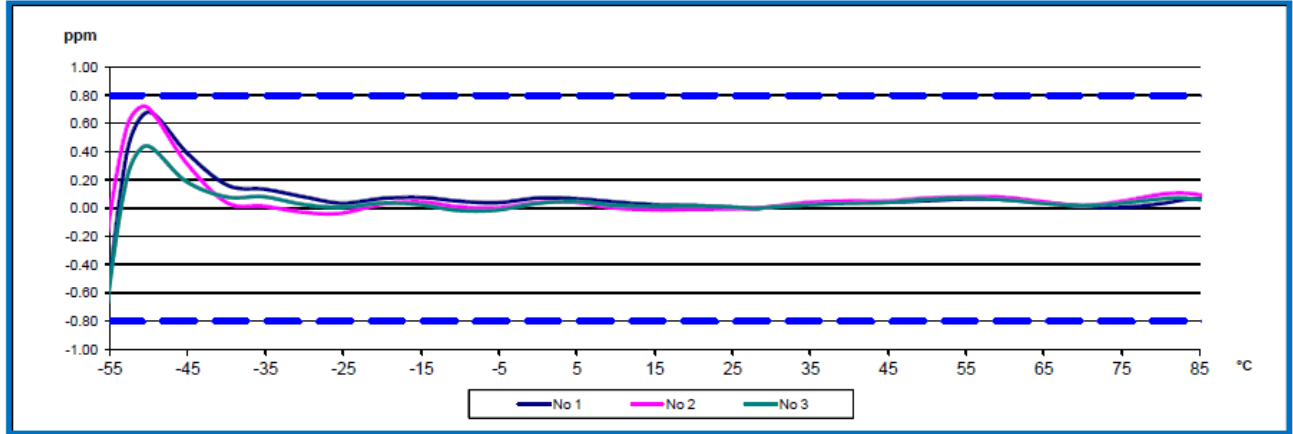


Specifications

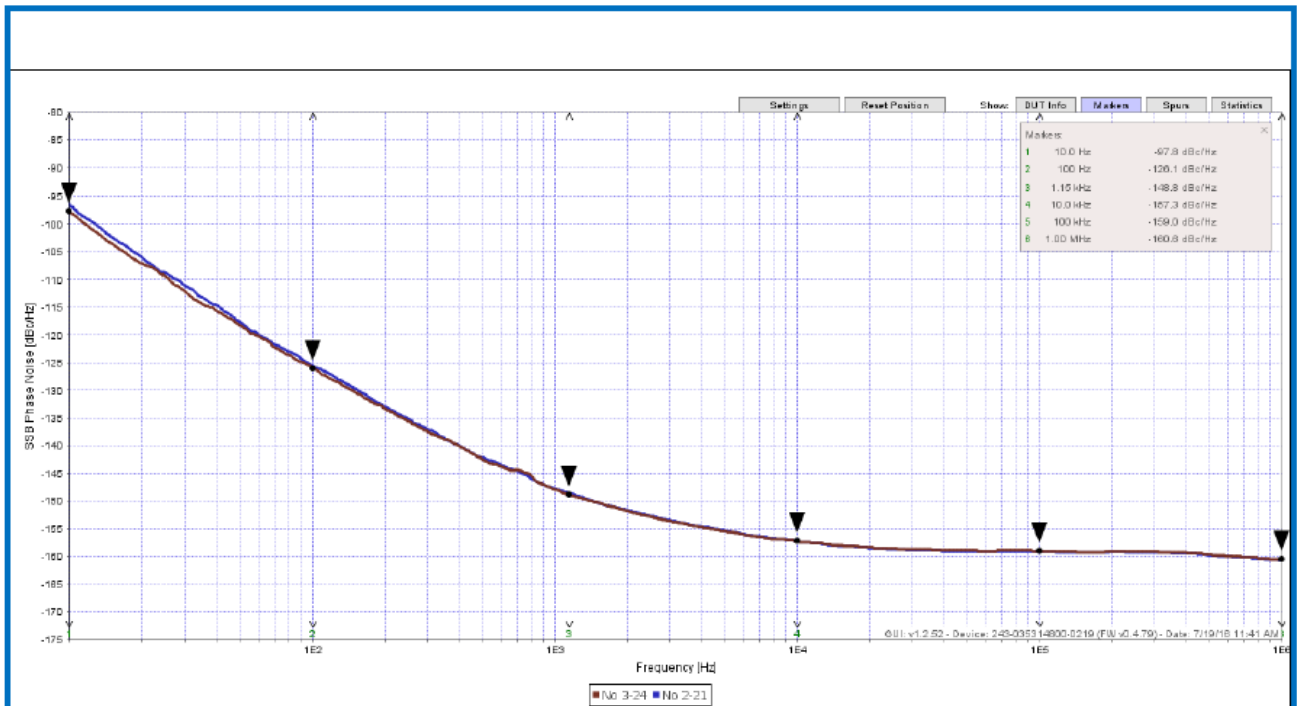
Oscillator Specification	Sym	Condition	Value			Unit	Note
			Min.	Typ.	Max.		
Nominal Frequency	F ₀			20.00		MHz	
RF Output							
Output Wave Form		V _{p-p} >0.8	Clipped Sine Wave				
Load		±10%		10 10		kΩ pF	
Power Supply							
Voltage	V _{CC}			3.3		V	
Current Consumption				<3		mA	
Frequency Control							
Electronic Frequency Control (EFC) Range	ΔF			>±5		ppm	
EFC Control V _C		Positive slope		+1.5		V	±1.0 V
Frequency Slope		Over operating temperature		≤0.05		ppm/°C	
Tri-State Function		Pin #6 -> Oscillation		≥2.3 open		V	Pin #9
		Pin #6 -> high impedance		≤0.9 GND		V	Pin #9
Frequency Stability							
VS. Tolerance		@ +25°C	0		1.0	ppm	
VS. Temperature Reference to (F _{MAX} +F _{MIN})/2		Over -55°C to +85°C		≤±0.8		ppm	
VS Supply Voltage Change Reference to frequency at nominal supply		±5%		≤±0.1		ppm	
VS.Load Change Reference to frequency at nominal load		±10%		≤±0.1		ppm	
Aging		1 st year		≤±1.0		ppm	
		Over 5 years		≤±3.0			
Short Term Stability ADEV		T = 1 s		<1 x 10 ⁻¹⁰			
Phase Noise							
Phase noise@ 20 MHz carrier frequency		@ 10 Hz		-90		dBc/Hz	
		@ 100 Hz		-120			
		@ 1 kHz		-140			
		@ 10 kHz		-153			
		@ 100 kHz		-155			
Environmental Conditions							
Parameter			Reference Std.				
Operating temperature range			-55°C to +85°C				
Storage temperature range			-55°C to +105°C				
Reflow Profiles as per IPC/JEDEC J-STD-020C			≤260°C over 10 sec. max				
Moisture Sensitivity			Level 1 (unlimited)				



Frequency Deviation vs. Temperature



Phase Noise @ 20 MHz Carrier Frequency





Environmental Conditions

Test	IEC 60068 Part ...	IEC 60679-1 Clause	MIL-STD-202G Method	MIL-STD-810F Method	MIL-PRF-55310D Clause	Test Conditions (IEC)
Sealing Tests (if applicable)	2-17	5.6.2	112E		3.6.1.2	Gross leak: Test Qc. Fine leak: Test Qk
Solderability Resistance to Soldering Heat	2-20 2-58	5.6.3	208H 210F		3.6.52 3.6.48	Test Ta method 1 Test Td ₁ method 2 Test Td ₂ method 2
Shock	2-27	5.6.8	213B	516.4	3.6.40	Test Ea, 3 x per axis, 100 g 6 ms half-sine pulse
Vibration Sinusoidal	2-6	5.6.7.1	201A 204D	516.4-4	3.6.38.1 3.6.38.2	Test Fc, 30 min per axis, 1 oct/min 10 Hz – 55 Hz 0.75 mm; 55 Hz – 2 kHz 10g
Vibration Random	2-64	5.6.7.3	214A	514.5	3.6.38.3 3.6.38.4	Test Fdb
Endurance Tests - Aging - Extended Aging		5.7.1 5.7.2	108A		4.8.35	30 days @ 85°C 1000 h, 2000 h, 8000 h @ 85°C

Handling Precautions

Flux Residue Resistance

Yes, even an unclean board can affect analog circuit performance.

Be aware if the circuit has very high resistances – even in the low MΩ - special attention may need to be paid to cleaning. A finished assembly may be adversely affected by flux or cleansing residue. The electronics industry in the past few years has joined the rest of the world in becoming environmentally responsible. Hazardous chemicals are being removed from the manufacturing process – including flux that has to be cleaned with organic solvents. Water-soluble fluxes are becoming more common, but water itself can become contaminated easily with impurities. These impurities will lower the insulation characteristics of the PCB substrate. It is vitally important to clean with freshly distilled water every time a high-impedance circuit is cleaned. There are applications that may call for the older organic fluxes and solvents, such as very low power battery powered equipment with resistors in the 10s of MΩ range. Nothing can beat a good vapor defluxing machine for ensuring that the board is clean