




Dynamic Engineers Inc.

Website: www.DynamicEngineers.com
Email: Inquiry@DynamicEngineers.com

J7 C%&/%6 E!&) \$A<n!&-) \$A<n!5
G €€GJ €MHz SMD VCO_Voltage Controlled
Oscillator

Features and Benefits

Frequency Range: 2500-2950MHz
Supply Voltage: 6V
Current: 27mA Typ.
Output power: +7dBm Typ.
Tuning Voltage: 0-15V
Phase noise: -105dBc/Hz@10KHz
Operating temperature: -40°C--+85°C
Size: 12.7x12.7x3.9mm
Package type: SMD

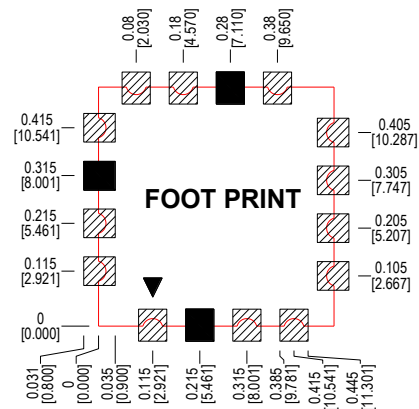
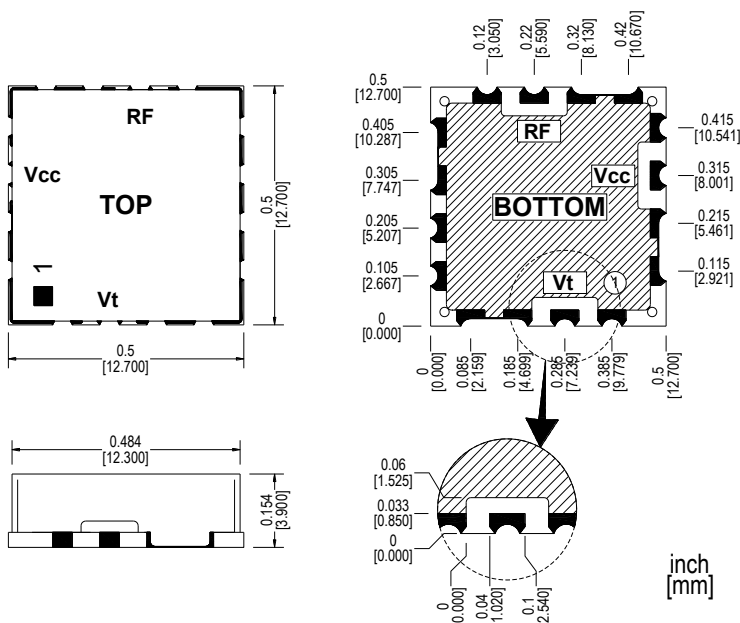


Typical Applications

SATCOM
Receiver
Test Equipment
Radar
Point-to-Point
Radio
MMDS
WiMax

Mechanical Drawing & Pin Connections

Drawing No: MD140084-2



PIN CONNECTIONS	
2	Vt
10	RF Out
14	Vcc
Others	GND



Specifications

Parameter		Units	Min.	Typical	Max.
Operating Frequency Range		MHz	2500		2950
Power Supply (Vcc)	Voltage	Vdc		+6	
	Current	mA		27	
Output Power		dBm		+7	
Output Impedance		Ω		50	
Phase Noise @10kHz offset		dBc / Hz		-105	
Phase Noise @100kHz offset		dBc / Hz		-125	
Tuning Voltage (Vt)		V	0		15
Tuning Voltage Sensitivity (Kv)		MHz / V		35	
2 nd Harmonic Suppression		dBc		-15	
Pushing Figure		MHz / V		1.5	
Pulling Figure		MHz		3	
Input Capacitance		pF		10	
Operating Temperature Range		°C	-40		+85