



Dynamic Engineers Inc.

2550 Gray Falls Dr., Suite#128, Houston, TX, 77077
TEL: 1-281-870-8822 EMAIL: Sales@DynamicEng.com

VCO200-239

200 to 239 MHz

Features and Benefits

Low phase noise
Linear tuning characteristics
Low pushing / Low pulling
Aqueous washable

Typical Applications

SATCOM Point-to-Point
Receiver Radio
Test Equipment MMDS
Radar WiMax

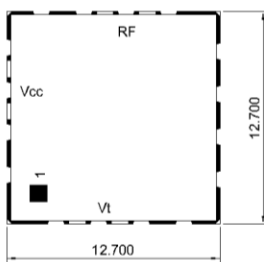
Specifications

Parameter	Units	Min.	Typical	Max.
Operating Frequency Range	MHz	200		239
Output Power	dBm		8	
Phase Noise @10kHz offset	dBc/Hz		-122	
Tuning Voltage (Vt)	Vdc		0.5-4.5	
Tuning Voltage Sensitivity (Kv)	MHz/V		13	
2nd Harmonic Suppression	dBc		-25	
Power Supply (Vcc) Voltage	Vdc		5	
Power Supply (Vcc) Current	mA		20	
Operating Temp. Range	°C	-40		+85

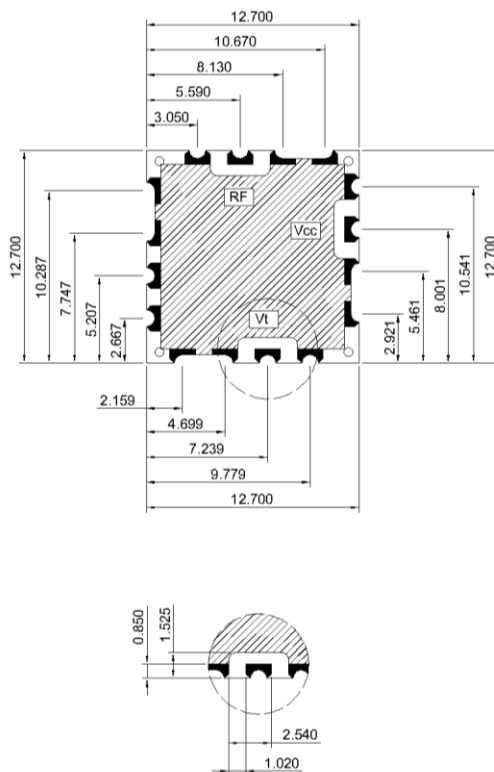
Mechanical Drawing & Pin Connections

Drawing No: MD140084-1

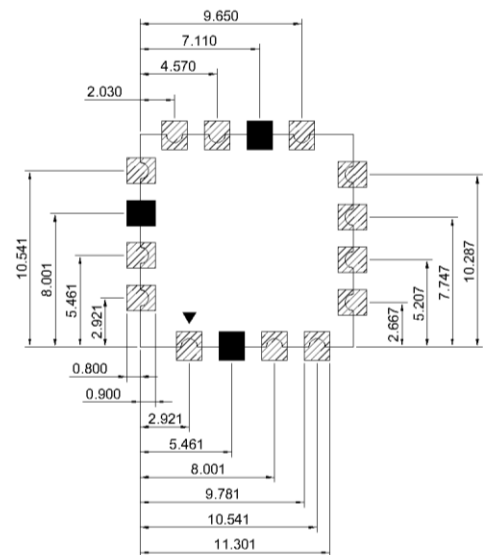
Top View



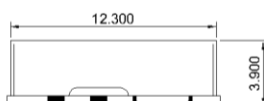
Bottom View



Foot Print



Side View



Pin Connections

2	Vt
10	RFOUT
14	Vcc
Others	GND

Unit : mm